

All Northern College students are provided access to MS Office 365, and may use the online version of Office applications or download the entire Office 2016 software suite to be used on a personal computer (Windows or MAC).

To access Office 365, login to your Northern College provided email account while using your laptop or a desktop computer.

Your email account may be accessed through the Student Portal at: <http://www.mynorthern.ca/>

The screenshot shows the Northern College Student Portal website. The browser address bar displays 'www.mynorthern.ca'. The navigation menu includes 'My Account', 'Booklists', 'Book Store', 'Bring Your Own Device', 'Citrix', 'Email', and 'Timetables'. A search bar is visible. Below the navigation, there are sections for 'The Library', 'Student Services', 'Blackboard', and 'My Email'. A 'BURSARY APPLICATIONS' banner is also present.

Sign in using your Northern College ID

Example:

Smratj@northernnc.on.ca

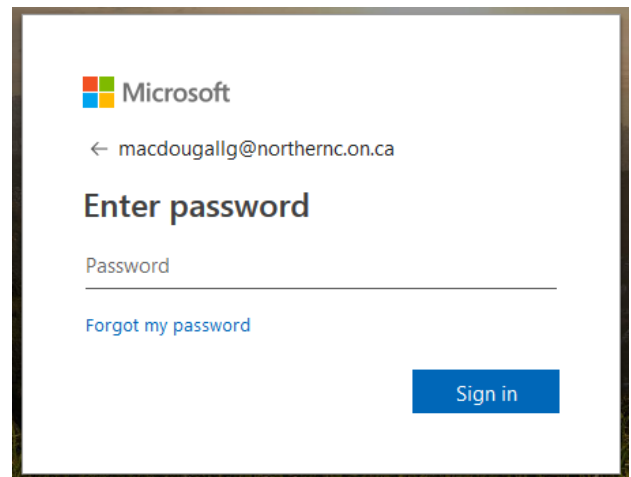


Sign in

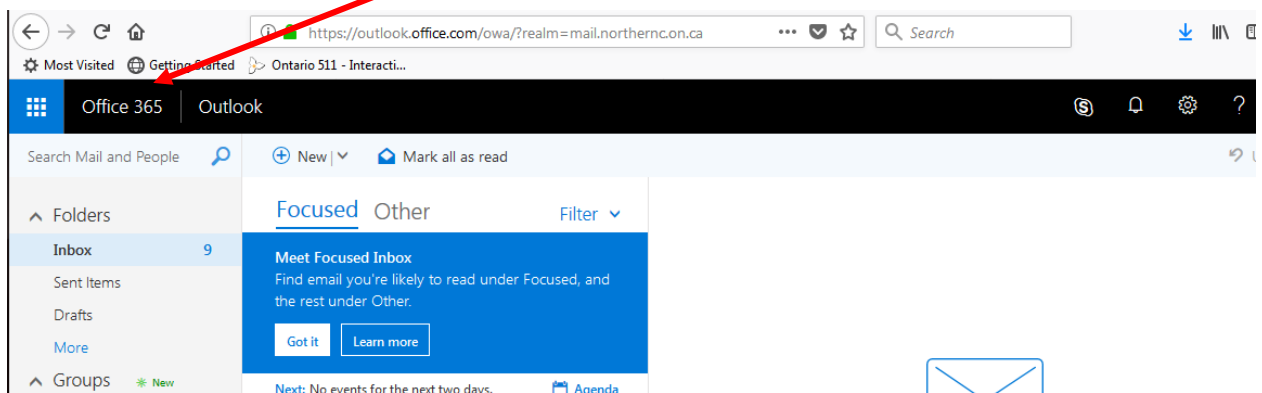
[Can't access your account?](#)

Next


Enter your password (It will be the same password as your network password).




After you log in you will see your Outlook email account (along with any emails that might be there for you). In the top black bar you should see an Office 365 link



Click on the Office 365 link and you will be taken to the Office 365 homepage which will list all the available applications.



If you would like to install MS Office onto your personal laptop, click on the install Office apps link.




Certain applications such as Microsoft Access, are not available in the online version of Office 365, however it is included in the version that may be downloaded.

Office

Install Office 365 ProPlus with the new 2016 apps [What happened to Office 2013?](#)

This will install the following apps on your computer: Word, Excel, PowerPoint, OneNote, Access, Publisher, Outlook, Skype for Business, OneDrive for Business



Language:

English (United States)

Version:

32-bit [Advanced](#)

Don't see the language you want? Install one of the languages in the list above and then install a [language accessory pack](#). Additional languages and language accessory packs don't count against your install limit.

[Review system requirements](#)

[Troubleshoot installation](#)

Install

Click on the install button to start the download process. *Note..this may take upwards of 15-20 minutes to download the entire application.